

## Modular Ice Cube Maker

**SKOPE ID:** Half Dice - SPIKA MS220 A HD & Full Dice - SPIKA MS220 A FD

**Dimensions:** 762mm (W) x 620mm (D) x 500mm (H)

**Ice Production:** 207kg per 24h (Air temperature 21°C, Water temperature 15°C)

**Storage Capacity:** Separate Storage Bin Required



## Description

Modular ice maker producing crystal-clear ice cubes, production 207kg/24 hours with reduced water usage and electricity. Virtually zero impact on the environment with R290 natural refrigerant. Suitable for bars and smoothie bars that require high volumes of ice. New electronic control enhances the performance and adapts to extreme climates, rated to 43 degrees Celsius. ITV patented Anti Scale Spray System works to avoid Limescale deposits and reduces vibrations. The modular unit is stackable with the addition of a connection kit accessory. New "Sentinel" display system to protect machine operations and optimise performance. Side and rear ventilation system allows machine to be built-in (ventilation clearances required). The never-stop motor pump from ITV is designed without seals to prevent deterioration in hard water regions. Requires separate storage bin - SILO storage bins offer up to 800kg of capacity and a stacking kit that lets you achieve ultimate space utilisation. Filter systems need to be installed with the ice machine to protect the 2-year parts and Labour warranty. Best suited to: Restaurants, Clubs / Pubs / Bars, Hospitality / Venues, Accommodation.

## Supplied Accessories



## Recommended Bins



Warranty

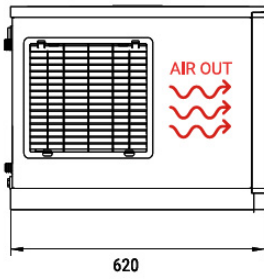


Watermark

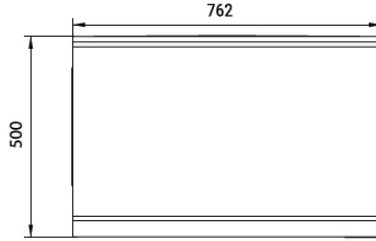
A Watermark approved\* water filter, suitable for the water type at the place of installation must be used. SKOPE can provide a water filter that protects the Ice Maker, and ensures proper function and high quality ice production. Service or repair due to absence of a suitable water filter will not be covered by SKOPE warranty. Contact SKOPE for more information.

\*Watermark approval is only applicable to Australian installations. Elsewhere, a suitable water filter must be used

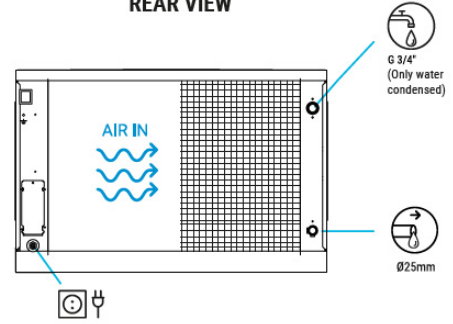
SIDE VIEW



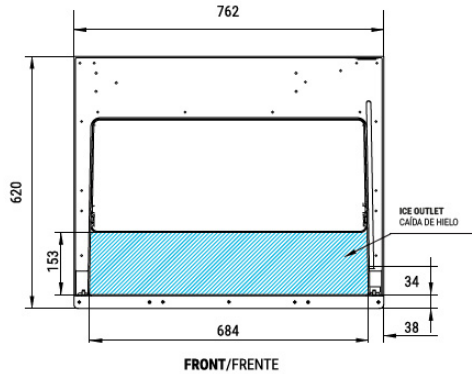
FRONTAL VIEW



REAR VIEW



CENTRAL CROSS SECTION VIEW OF THE BASE



**Cabinet**

Type	SPIKA
Finish	AISI 304 Stainless Steel
Modular/Self Contained	Modular

**Dimensions**

	External	Packed
Height (mm)	500	625
Width (mm)	762	836
Depth (mm)	620	635
Footprint (m <sup>3</sup> )	0.38	

**Weight**

	Machine	Packed
Gross (kg)	85	93

**Performance & Operating Conditions**

Max. Operating Temp.	43	
Air Temperature	10°C - 43°C	
Water Temperature	5°C - 38°C	
Recommended Water Pressure	1 bar / 6 bar	
	Full Dice	Half Dice
Litres of Water p/h	11	12
100kg Kwh	10.3	10.3
Plug Set Size	10 Amps	10 Amps
Heat Rejection (W)	2,256	2,256

**Dimensions**

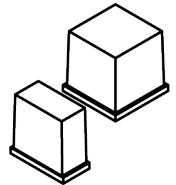
System Type	Vertical Evaporator System
Refrigerant	R290

**Ice Specifications**

	Full Dice	Half Dice
Dimensions (mm)	26 x 23 x 26mm	23 x 11 x 26mm
Ice cubes per cycle	200	400
Ice cube storage capacity (kg)	Separate Storage Bin Required. Choose from S220, S350, S400, S500, SCS150, SCS300, SCD400, SCD600 & SD800 Bins.	

**Ice Production per 24 hour cycle (kg)**

		Water temperature			
		10°C	15°C	21°C	30°C
Air temperature	10°C	225	220	205	180
	21°C	212	<b>207</b>	190	165
	32°C	198	192	169	145
	43°C	176	170	144	105



**Optional Accessories**

Stacking Kit	Spika MS220 or MS410 (Part No. ITV6586)*
Water Filter	Water Filter Kit for Modular (Part No. SXX11698)
Water Filter	Replacement Cartridge (Part No. SXX11696)**

\*Double stacking must be carried out by a qualified technician which will incur an extra charge.  
\*\*Two SXX11696 will be required at time of ordering.



SPIKA MS220 on the SKOPE website

